

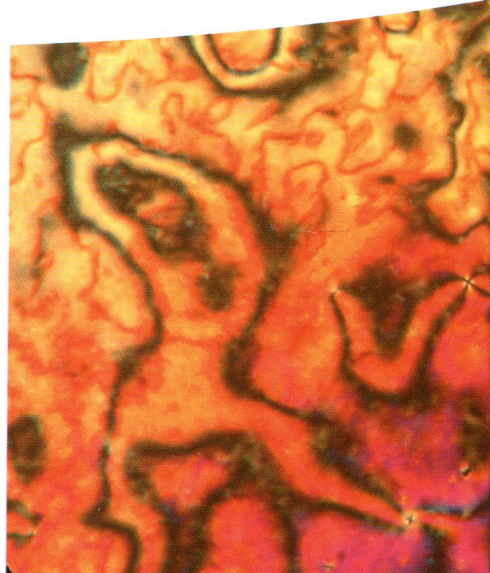



Edited by J.W. Goodby, P.J. Collings, T. Kato,  
C. Tschierske, H.F. Gleeson, P. Raynes

# Handbook of Liquid Crystals

Volume 7:  
Supramolecular and Polymeric Liquid Crystals  
Second, Completely Revised and Enlarged Edition



*Edited by John W. Goodby, Peter J. Collings, Takashi Kato,  
Carsten Tschierske, Helen F. Gleeson, and Peter Raynes*

## **Handbook of Liquid Crystals**

Volume 7: Supramolecular and Polymeric Liquid Crystals

*8 Volume Set: Second, completely revised and greatly enlarged  
edition*

**WILEY-VCH**  
Verlag GmbH & Co. KGaA

## The Editors

### **John W. Goodby**

University of York  
Dept. of Chemistry  
Heslington  
York YO10 5DD  
UK

### **Peter J. Collings**

Swarthmore College  
Dept. of Physics & Astronomy  
Swarthmore, PA 19081  
USA

### **Takashi Kato**

University of Tokyo  
Dept. of Chemistry and Biotechnol.  
School of Engineering  
Tokyo 113-8656  
Japan

### **Carsten Tschierske**

Martin-Luther University Halle-Wittenberg  
Dept. of Chemistry  
Kurt-Mothes-Str. 2  
06120 Halle/Saale  
Germany

### **Helen F. Gleeson**

University of Manchester  
School of Physics and Astronomy  
Manchester M13 9PL  
UK

### **Peter Raynes**

University of York  
Dept. of Chemistry  
Heslington  
York YO10 5DD  
UK

■ All books published by **Wiley-VCH** are carefully produced. Nevertheless, authors, editors, and publisher do not warrant the information contained in these books, including this book, to be free of errors. Readers are advised to keep in mind that statements, data, illustrations, procedural details or other items may inadvertently be inaccurate.

**Library of Congress Card No.:** applied for

### **British Library Cataloguing-in-Publication Data**

A catalogue record for this book is available from the British Library.

### **Bibliographic information published by the Deutsche Nationalbibliothek**

The Deutsche Nationalbibliothek lists this publication in the Deutsche Nationalbibliografie; detailed bibliographic data are available on the Internet at <<http://dnb.d-nb.de>>.

© 2014 Wiley-VCH Verlag & Co. KGaA, Boschstr. 12, 69469 Weinheim, Germany

All rights reserved (including those of translation into other languages). No part of this book may be reproduced in any form – by photoprinting, microfilm, or any other means – nor transmitted or translated into a machine language without written permission from the publishers. Registered names, trademarks, etc. used in this book, even when not specifically marked as such, are not to be considered unprotected by law.

**Print ISBN:** 978-3-527-32773-7

**eBook ISBN:** 978-3-527-67140-3

**Typesetting** Laserwords Private Limited, Chennai, India

**Printing and Binding** Strauss GmbH, Mörlenbach, Germany

**Cover Design** Schulz Grafik-Design, Fußgönheim

Printed in Germany

Printed on acid-free paper

## Contents

**Preface** XV

**About the Editors** XIX

**List of Contributors** XXIII

### **Part 1 Liquid Crystals in Biological Structures 1**

#### **1 Liquid Crystals in Living Systems and Liquid Crystals in the Development of Life 3**

*Sharon A. Jewell*

- 1.1 Introduction 3
- 1.2 Liquid Crystal Self-Assembly in Living Systems 4
  - 1.2.1 DNA and Self-Assembly 4
  - 1.2.2 The Liquid-Crystalline Properties of Spider Silk 6
- 1.3 Liquid Crystals and the Cell Membrane 7
  - 1.3.1 Membrane Composition and Disease 10
  - 1.3.2 Thermotropic Liquid Crystal-Based Biosensors 11
- 1.4 Biophysical Properties of Lipid Membranes 14
  - 1.4.1 Cell Membrane Elasticity 14
  - 1.4.2 Mechanotransduction and the Cell Membrane 15
    - 1.4.2.1 The Direct Flexoelectric Effect 17
    - 1.4.2.2 The Converse Flexoelectric Effect 18
    - 1.4.2.3 Mathematical Modeling of the Flexoelectric Effect 20
  - 1.4.3 Piezoelectricity in Cell Membranes 21
- 1.5 Conclusion 22
- References 22

#### **2 Biomembranes 29**

*Linda Susan Hirst*

- 2.1 Introduction 29
- 2.2 The Structure of the Cell Membrane 29
- 2.3 Lipid Mixtures 30
- 2.4 Lipid Phase Diagrams 34

2.5	Membrane Curvature and Lipid Sorting	35
2.6	Model Membranes versus Live Cells	37
2.7	Lipid Domains in Living Cells	37
	References	39
<b>3</b>	<b>Cellulosic Liquid Crystals</b>	<b>41</b>
	<i>Peter Zugenmaier</i>	
3.1	Introduction	41
3.2	The Structure of Cellulosics	41
3.3	The Chiral Nematic State	43
3.3.1	Methods for the Detection of Cellulosic Mesophases	43
3.3.2	Models of Chiral Nematic Cellulosics	50
3.4	Mesophase Formation of Cellulosics	52
3.5	Mesophases of Cellulose	52
3.6	Lyotropic Liquid-Crystalline Cellulose Derivatives	54
3.6.1	Supermolecular Structure and Optical Properties	54
3.6.2	Handedness	57
3.6.3	Temperature Dependence of the Pitch	61
3.6.4	Concentration Dependence of the Pitch	65
3.6.5	Molecular Mass Dependence of the Pitch	65
3.6.6	Solvent Effects	67
3.6.7	Order Parameter	67
3.6.8	Phase Behavior	69
3.7	Thermotropic Liquid Crystals of Cellulosics	72
3.8	Concluding Remarks	76
	References	77
<b>4</b>	<b>Silk and Fibers, Collagen</b>	<b>81</b>
	<i>John Lydon</i>	
4.1	Foreword	81
4.2	Introduction	82
4.2.1	Outline of Review	82
4.2.2	Protein Chemistry	83
4.2.3	Fibrous Proteins	85
4.2.4	Astbury's $\alpha$ - $\beta$ Transformation	86
4.2.5	The Cross- $\beta$ -Structure	88
4.2.6	Hierarchy of Protein Structure Levels	89
4.2.6.1	Primary Structure	89
4.2.6.2	Secondary Structure	90
4.2.6.3	Tertiary Structure	90
4.2.6.4	Quaternary Structure	90
4.2.7	The Effect of pH Changes on Protein Structure	91
4.3	Single and Double Twist Structures	92
4.3.1	Nested Arc Patterns	92
4.3.2	Rationale for the Single Twist Structure	94

4.3.3	The Double Twist Structure	96
4.4	Precursor Molecules Are Not the Same as Subunits of the Polymer	96
4.5	Escaped Nematic Textures	98
4.6	Assessing the Strength of Polymer Fibers	100
4.7	Silk	101
4.7.1	Sericulture	101
4.7.2	Chemical Structure of Silkworm Silk	103
4.7.3	Physical Structure of Silkworm Silk	104
4.7.4	Parallel $\beta$ -Structure in Silkworm Silk Dope	105
4.7.5	Regenerated Silkworm Silk	106
4.8	Spider Silk	107
4.8.1	Silk Production in the Spider	107
4.8.2	Physical Properties of Spider Silk	109
4.8.3	The Commercial Use of Spider Silk	109
4.8.4	Nematic Escape Textures in Silk	110
4.8.5	Attempts at Producing “Authentic” Artificial Spider Silk Using GM Surrogate Hosts	111
4.8.6	Spinning Spindroin Dope <i>In Vitro</i>	113
4.9	Collagen	114
4.9.1	Occurrence and History	114
4.9.2	The Triple Helix Model	115
4.9.3	Collagen Production <i>In Vivo</i>	115
4.9.4	Types of Collagen	116
4.9.5	D Banding in Collagen	118
4.9.6	Evidence of Liquid Crystalline Phases in Collagen Morphogenesis	120
4.10	Bone	121
4.10.1	Structure and Morphogenesis	121
4.10.2	The Structure of Compact Bone	121
4.10.3	Collagen/Apatite Epitaxy	123
4.10.4	The Self-Optimizing Property of Bone	124
4.11	Conclusion	127
4.12	Last Words	128
	Acknowledgments	128
	Glossary	129
	References	130

## Part 2 Dimesogens, Oligomesogens and Dendrimers 135

5	<b>Liquid Crystal Dimers and Oligomers</b>	137
	<i>Corrie T. Imrie and Geoffrey R. Luckhurst</i>	
5.1	Introduction	137
5.2	Structure–Property Relationships in Liquid Crystal Dimers	138
5.2.1	Classification of Dimers	138

5.2.2	Odd–Even Effects in Transitional Properties of Dimers	139
5.3	Smectic Polymorphism	143
5.3.1	Conventional Smectics	143
5.3.2	Intercalated Smectics	146
5.3.3	Modulated Smectics	153
5.4	Dependence of Dimers' Transitional Properties on the Chemical Nature of the Spacer	155
5.5	Chiral Dimers	158
5.6	H- and T-Shaped Liquid Crystal Dimers	159
5.7	Dimers Containing Bent-Core Mesogenic Units	161
5.8	Symmetric Discotic Liquid Crystal Dimers	162
5.9	Liquid Crystal Dimers and the Search for the Biaxial Nematic Phase	163
5.10	Methylene-Linked Liquid Crystal Dimers and the Conical Twist-Bend Nematic Phase	164
5.11	Flexoelectric Applications of Liquid Crystal Dimers	173
5.12	Oligomeric Systems and Relation to Dimers	179
5.13	Molecular Theories for Liquid Crystal Dimers	181
5.13.1	The Generic Model	182
5.13.2	A More Complete Model	191
5.14	Molecular Shapes of Liquid Crystal Dimers	200
	References	205
<b>6</b>	<b>Supramolecular Liquid Crystals</b>	<b>211</b>
	<i>Isabel M. Saez</i>	
6.1	Introduction	211
6.1.1	Structures of Supramolecules	213
6.2	Liquid Crystal Supramolecules	217
6.2.1	Supramolecular Systems Formed by Attachment of LC Moieties to a Suitable Core: Silanes and Siloxanes	217
6.2.2	Polyhedral Silsesquioxanes	222
6.3	Supramolecules Based on Pentaerythritol and Phloroglucinol	238
6.4	“Janus” Liquid-Crystalline Supramolecules	242
6.5	Functional Liquid-Crystalline Supramolecules	245
6.6	Effect of the Chirality at the Core	248
6.7	Complex Functional Multipedes	251
6.8	Conclusions	254
	References	256
<b>7</b>	<b>Dendrimeric and Hyperbranched Liquid Crystal Structures</b>	<b>259</b>
	<i>Silvia Hernández-Ainsa, Mercedes Marcos, and Jose Luis Serrano</i>	
7.1	Introduction	259
7.2	Side-chain liquid crystal dendrimer	262
7.2.1	Covalent SCLCD	264
7.2.1.1	Effect of the Structure of the Mesogenic Unit	266

7.2.1.2	Effect of the Dendritic Structure	269
7.2.2	Noncovalent SCLCD	271
7.3	Main-Chain LC Dendrimers (MCLCD)	276
7.4	Hyperbranched Liquid Crystal Polymers (HLCs)	277
7.4.1	Main-Chain Hyperbranched Liquid Crystal Polymers (MCHLCs)	278
7.4.2	Side-Chain Hyperbranched Liquid Crystal Polymers (SCHLCs)	281
7.4.2.1	Covalent SCHLCs	281
7.4.2.2	Noncovalent SCHLCs	281
7.5	Other LC Dendrimeric Structures	283
7.5.1	Shape-Persistent LC Dendrimers	283
7.5.2	Polyhedral Silsesquioxane Derivatives	284
7.5.3	Metal-Containing LC Dendrimers	284
7.5.4	Supramolecular LC Dendrimers	288
7.5.5	Block LC Codendrimers	291
7.6	Potential Applications of LC Dendrimeric Structures	291
7.7	Conclusions	295
	References	295

### **Part 3 Main-Chain and Side-Group Thermotropic Liquid-Crystalline Polymers 301**

<b>8</b>	<b>Aromatic Main-Chain Liquid-Crystalline Polymers</b>	<b>303</b>
	<i>Andreas Greiner and Hans-Werner Schmidt</i>	
8.1	Introduction	303
8.2	Structural Modification Concepts of Liquid Crystal Polymers	304
8.3	Aromatic LC (Liquid Crystal) Polyesters	307
8.3.1	Polyesters with Moieties of Different Lengths	310
8.3.2	Polyesters with Kinked or Double-Kinked Moieties	311
8.3.3	Polyesters with Crankshaft Moieties	314
8.3.4	Polyesters with Lateral Substituents	317
8.3.4.1	Polymers with Flexible Substituents	318
8.3.4.2	Polyesters with Stiff, Bulky Substituents	321
8.3.5	Polyesters with Noncoplanar Aromatic Moieties	322
8.4	Para-Linked Aromatic Polyamides	324
8.5	Main-Chain Liquid-Crystalline Polymers with Unusual Structures	326
	References	327
<b>9</b>	<b>Main-Chain and Side-Chain LC Polymers with Disklike Segments</b>	<b>331</b>
	<i>Joachim Wendorff</i>	
9.1	Introduction	331
9.2	Discotic Side-Chain Polymers	333
9.3	Main-Chain Discotics with Spacers Along the Backbone	343
9.4	Rigid Polymers Composed of Disk-Shaped Monomer Units	349



9.5	Doped Discotic Polymers	352
9.6	Cross-Linked Discotic Polymers	354
9.7	Discotic Liquid Crystalline Block Copolymers	358
9.8	The Future	362
	References	362
<b>10</b>	<b>Thermotropic Liquid Crystals in Rigid-Rod Polysilanes</b>	<b>365</b>
	<i>Junji Watanabe</i>	
10.1	Introduction	365
10.2	Rodlike Helical Conformation of Polysilane	368
10.3	Thermotropic Liquid Crystal Behavior of PD-(S)-2MBS	370
10.4	Smectic A Structure in Polysilane	372
10.5	Smectic LC Formation in Binary Mixtures of Polymers with Same Repeating Unit but with Different Molecular Weight	376
	References	378
<b>11</b>	<b>Design and Synthesis of Side-Chain Liquid Crystal Polymers</b>	<b>381</b>
	<i>Seiji Ujiie and Takashi Kato</i>	
11.1	Introduction	381
11.2	Polymer Synthesis and Polymer Reaction	382
11.2.1	Polymerization	385
11.2.1.1	Addition Polymerization (Chain-Growth Polymerization)	385
11.2.1.2	Ring-Opening Polymerization	386
11.2.1.3	Condensation Polymerization	386
11.2.2	Polymer Reaction	386
11.2.3	Synthesis of Polyacrylate, Polymethacrylate, and Polysiloxane	387
11.2.3.1	Synthesis of Side-Chain Polyacrylates and Polymethacrylates	387
11.2.3.2	Synthesis of Side-Chain Polysiloxanes	388
11.3	Molecular Weight	388
11.3.1	Difference between Monomers and Polymers for Liquid Crystal Formation	391
11.4	Polymer Backbone	391
11.5	Spacer	394
11.5.1	Side-Chain Polymers with/without Spacer	394
11.5.2	Influence of Spacer	395
11.6	Influence of Terminal Groups	397
11.7	Mesogenic Cores	398
11.8	Influence of Alkyl Side Chain on Phase Transitions and Orientational Order	399
11.9	Previous Works, Introduction of Functionalized Groups, and Use of Noncovalent Interactions	400
11.10	Examples of Synthesis Methods	404
11.10.1	Synthesis of Polymethacrylate	404
11.10.1.1	Synthesis of Methacrylate Monomer	404

- 11.10.1.2 Radical Addition Polymerization of Methacrylate Monomer and Purification of Polymethacrylate 404
- 11.10.2 Polysiloxane 406
  - 11.10.2.1 Methods for Polysiloxane Synthesis 406
  - 11.10.2.2 Side Reaction in Hydrosilylation 407
  - 11.10.2.3 Purification of Polysiloxane 408
- 11.11 Conclusion 409
- References 411
  
- 12 Structure and Properties of Side Group Thermotropic Liquid Crystal Polymers 415**  
*Seiji Ujiie and Hiroshi Orihara*
  - 12.1 Introduction 415
  - 12.2 Thermal and Orientational Properties of Side-Chain Liquid Crystal Polymers 416
    - 12.2.1 Phase Transitions 416
    - 12.2.2 Field-Induced Effects 420
    - 12.2.3 Electrorheological Effects 423
  - 12.3 Electric Properties 425
    - 12.3.1 Dielectric Properties (Achiral) 425
    - 12.3.2 Ferroelectric Switching and Spontaneous Polarization (Chiral, SmC\*) 429
  - 12.4 Conclusion 434
  - References 437
  
- 13 Side-On-Type Side-Chain and Main-Chain/Side-Chain Combined Liquid Crystalline Polymers 439**  
*Zhihao Shen and Qi-Feng Zhou*
  - 13.1 Introduction 439
  - 13.2 Side-On-Type Side-Chain Liquid Crystalline Polymers 439
    - 13.2.1 Molecular Design 440
    - 13.2.2 Synthesis 447
    - 13.2.3 Characterization 449
      - 13.2.3.1 PLM 449
      - 13.2.3.2 DSC 453
      - 13.2.3.3 X-Ray Scattering 454
      - 13.2.3.4 SANS 457
    - 13.2.4 Chemical Structure–Phase Behavior Relationships 457
      - 13.2.4.1 Backbone Flexibility 458
      - 13.2.4.2 MW 458
      - 13.2.4.3 Flexible Spacers 459
      - 13.2.4.4 Side-Chain Structure 460
    - 13.2.5 Properties and Applications 463
      - 13.2.5.1 Reentrant Phase Behavior of Some MJLCPs 464
      - 13.2.5.2 Biaxial Optical Properties 464

13.2.5.3	Photoresponsive Properties	464
13.2.5.4	Positive Birefringence of Solution-Cast MJLCP Films	465
13.2.5.5	Applications as HPLC Stationary Phases	465
13.3	Main-Chain/Side-Chain Combined LCPs	466
13.3.1	Design and Synthesis	467
13.3.2	Characterization	470
13.3.2.1	PLM	470
13.3.2.2	DSC	472
13.3.2.3	X-Ray Scattering	472
13.3.2.4	SANS	474
13.3.3	Phase Behaviors and Properties	474
13.3.3.1	Polymers with Semirigid Backbones	474
13.3.3.2	Polymers with Rigid-Rod Backbones	479
13.3.4	Chemical Structure–Phase Behavior Relationships	485
	References	486
	<b>Part 4 Block Copolymers and Polymer Networks</b>	<b>491</b>
<b>14</b>	<b>Liquid Crystal Polymer Networks: Toward Soft Actuators and Dynamic Surface Reliefs</b>	<b>493</b>
	<i>Danqing Liu, Cees W.M. Bastiaansen, and Dirk J. Broer</i>	
14.1	Introduction	493
14.2	Thermal Response in Liquid Crystal Networks	495
14.3	Light-Triggered Actuators	498
14.4	Formation of Dynamic Surface Reliefs in LC Network Coatings	502
14.5	Conclusions	506
	References	506
<b>15</b>	<b>Liquid Crystalline Elastomers</b>	<b>509</b>
	<i>Hong Yang, Zi Liang Wu, and Patrick Keller</i>	
15.1	Introduction	509
15.2	Preparations of Liquid Crystalline Elastomers	510
15.2.1	Preparations of Liquid Crystalline Elastomers as Polydomain Materials	510
15.2.1.1	Preparation of Polydomain Liquid Crystalline Elastomers in the Presence of Solvents	510
15.2.1.2	Preparation of Polydomain Liquid Crystalline Elastomers in Bulk	517
15.2.2	Preparation of Liquid Crystalline Elastomers as Monodomain Materials	521
15.2.2.1	Orientation by Mechanical Stress	522
15.2.2.2	Surface Effects	529
15.2.2.3	Orientation by a Magnetic Field	533
15.2.2.4	Optical Pumping on Azo Liquid Crystalline Polymers	535

15.3	Conclusions and Perspectives	536
	Acknowledgments	537
	References	537
<b>16</b>	<b>From Block Copolymer Self-Assembly, Liquid Crystallinity, and Supramolecular Concepts to Functionalities</b>	<b>541</b>
	<i>Olli Ikkala, Nikolay Houbenov, and Patrice Rannou</i>	
16.1	Introduction	541
16.2	Block Copolymer Self-Assemblies: from Diblock Structures to Hierarchies by Architectural Control	543
16.3	Self-Assembled Hierarchies in Multicomponent Polymeric Systems	558
16.4	Polymeric Self-Assemblies Involving Biological Structural Motifs	568
16.5	Concluding Remarks	587
	References	588
	<b>Index</b>	<b>599</b>