

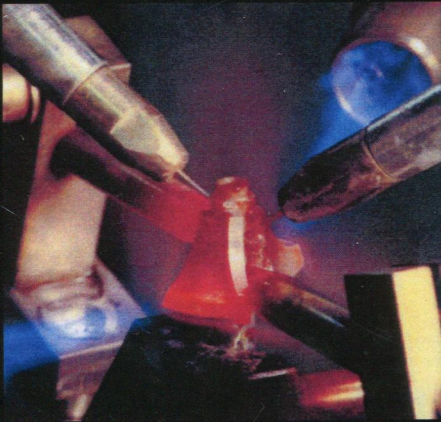


SECOND EDITION

INDUSTRIAL BRAZING PRACTICE



Philip Roberts

CRC Press
Taylor & Francis Group
6000 Broken Sound Parkway NW, Suite 300
Boca Raton, FL 33487-2742

© 2013 by Taylor & Francis Group, LLC
CRC Press is an imprint of Taylor & Francis Group, an Informa business

No claim to original U.S. Government works

Printed on acid-free paper
Version Date: 20130125

International Standard Book Number-13: 978-1-4665-6774-0 (Hardback)

This book contains information obtained from authentic and highly regarded sources. Reasonable efforts have been made to publish reliable data and information, but the author and publisher cannot assume responsibility for the validity of all materials or the consequences of their use. The authors and publishers have attempted to trace the copyright holders of all material reproduced in this publication and apologize to copyright holders if permission to publish in this form has not been obtained. If any copyright material has not been acknowledged please write and let us know so we may rectify in any future reprint.

Except as permitted under U.S. Copyright Law, no part of this book may be reprinted, reproduced, transmitted, or utilized in any form by any electronic, mechanical, or other means, now known or hereafter invented, including photocopying, microfilming, and recording, or in any information storage or retrieval system, without written permission from the publishers.

For permission to photocopy or use material electronically from this work, please access www.copyright.com (<http://www.copyright.com/>) or contact the Copyright Clearance Center, Inc. (CCC), 222 Rosewood Drive, Danvers, MA 01923, 978-750-8400. CCC is a not-for-profit organization that provides licenses and registration for a variety of users. For organizations that have been granted a photocopy license by the CCC, a separate system of payment has been arranged.

Trademark Notice: Product or corporate names may be trademarks or registered trademarks, and are used only for identification and explanation without intent to infringe.

Library of Congress Cataloging-in-Publication Data

Roberts, Philip (Philip M.)
Industrial brazing practice / Philip Roberts. -- Second edition.
pages cm
Includes bibliographical references and index.
ISBN 978-1-4665-6774-0 (hardcover : alk. paper)
1. Brazing. I. Title.

TT267.R63 2013
739'.14--dc23

2012044521

Visit the Taylor & Francis Web site at
<http://www.taylorandfrancis.com>
and the CRC Press Web site at
<http://www.crcpress.com>

Contents

Preface.....	xiii
Introduction.....	xv
Acknowledgments.....	xxv
Author.....	xxvii
1. The Fundamentals of Brazing.....	1
1.1 Introduction.....	1
1.2 Where Does Brazing Fit in Joining Technology?.....	1
1.2.1 Which Specific Joining Process Should Be Used?.....	3
1.3 Reviewing the Brazing Process.....	4
1.4 Brazing Terminology.....	6
1.4.1 Brazing.....	6
1.4.2 Capillary Flow.....	6
1.4.2.1 Brazing with Medium- and Long-Flow Brazing Filler Materials.....	10
1.4.2.2 Solidus, Liquidus, Melting Range, and Eutectic....	12
1.4.3 Working Temperature.....	13
1.4.3.1 Liquation.....	13
1.4.3.2 Wetting and Inter-Alloying by Molten Filler Materials.....	15
1.4.4 Process Window.....	18
1.4.5 Dezincification.....	20
1.4.6 Step-Brazing.....	21
1.4.7 Heat Pattern Development.....	22
2. Designing for Brazing.....	25
2.1 Joint Overlap Length.....	27
2.2 Butt Joints.....	28
2.3 Stress Distribution.....	29
2.3.1 Deformation Stress.....	30
2.3.2 Thermal Stress.....	30
2.4 Tube-to-Tube Sleeve Joints.....	31
2.5 Electrical Conductivity.....	34
2.6 Pressure Tightness.....	35
2.7 Surface Finish.....	38
2.8 Optimum Joint Gaps.....	39
2.9 Brazing Alloy Preplacement.....	40
2.10 Preformed Wire Rings.....	41
2.11 Preplaced Washers and Foils.....	43
2.12 Slugs and Cropped Wire Pieces.....	44

2.13	Brazing Alloy Pastes.....	44
2.14	The Ten Golden Rules for Successful Joint Design	44
2.15	Jigs and Fixtures.....	45
3.	Brazing Filler Materials and Fluxes.....	49
3.1	The First Step	52
3.2	The Temperature Ranges Widely Used for Brazing	52
3.2.1	Group A: Working Temperatures in the Range of 450 to 600°C.....	53
3.2.2	Group B: Working Temperatures in the Range of 600 to 850°C.....	53
3.2.3	Group C: Working Temperatures in the Range of 850 to 950°C.....	54
3.2.4	Group D: Working Temperatures above 900°C	54
3.3	Class Al: Aluminum and Magnesium Brazing Filler Materials	54
3.4	Class Ag: Silver Brazing Filler Metals.....	56
3.4.1	Code Ag 125 to Ag 160	56
3.4.2	Code Ag 205 to Ag 272	59
3.4.3	Code Ag 326 to Ag 351	60
3.4.4	Code Ag 425 to Ag 485	62
3.5	Class CuP: Copper-Phosphorus Brazing Filler Metals.....	63
3.6	Class Cu: Copper Brazing Filler Materials.....	67
3.6.1	Other Specialised Copper Alloys Standardised in ISO 17672: 2010.....	73
3.7	Classes Ni: Nickel (and Cobalt) Brazing Filler Metals.....	74
3.8	Unclassified Platinum-Group Metal Filler Alloys.....	81
3.9	Classes Pd and Au: The Noble-Metal Filler Alloys.....	82
3.10	Brazing Fluxes	86
3.10.1	Fluoroaluminate Type.....	89
3.10.2	Fluoride Type.....	89
3.10.3	Fluoborate Type.....	91
3.10.4	Methyl Borate Gas Flux.....	91
4.	Fuel Gases and Burners.....	93
4.1	Flame Brazing Complexity Scale	95
4.2	Heating and Flames.....	95
4.2.1	Heat and Temperature	96
4.2.2	Heat Transfer Mechanisms.....	97
4.2.3	Uniform Heating	98
4.3	Gases and Gas Mixtures	99
4.3.1	Calorific Value	99
4.3.2	Burning a Gas.....	100
4.3.3	Temperature.....	102
4.3.4	Burning Velocity	102
4.3.5	The Capability of Fuel-Gas Mixtures to Transfer Heat.....	105

4.4	Burner Design and Operational Parameters.....	107
4.5	Pilotage.....	109
4.6	Burner Efficiency.....	111
5.	Brazing with Flames.....	113
5.1	Flame Brazing by Hand.....	113
5.1.1	Torches.....	113
5.1.1.1	Handheld Torch Brazing Technique.....	115
5.1.1.2	The Ten Golden Rules for Successful Handheld Torch Brazing.....	121
5.1.1.3	Recent Developments.....	123
5.2	Automated Flame Brazing.....	124
5.2.1	Machine Types.....	127
5.2.1.1	Moving Trolley Machines.....	127
5.2.1.2	Single-Trolley Machines.....	128
5.2.1.3	Double-Trolley Machines.....	129
5.2.1.4	Machines of Special Design.....	130
5.2.1.5	In-Line Machines.....	131
5.2.1.6	Rotary Machines.....	133
5.2.2	Theoretical Considerations.....	137
5.2.3	Ancillary Mechanization Devices.....	143
5.2.3.1	Assembly and Loading.....	143
5.2.3.2	Application of Brazing Materials.....	145
5.2.3.3	Automatic Part Removal.....	148
5.2.4	Machine Selection.....	149
5.2.4.1	Number of Parts to Be Produced.....	150
5.2.4.2	Component Configuration.....	151
5.2.4.3	Fixturing.....	151
5.2.4.4	Heat Pattern.....	151
5.3	Summary.....	151
6.	Induction and Resistance Brazing.....	153
6.1	Induction Heating.....	153
6.1.1	What Induction Heating Offers in Brazing.....	155
6.1.2	Inductors.....	157
6.1.2.1	Efficiency of Heating.....	158
6.1.3	Heating Parameters.....	158
6.1.3.1	Effect of Thermal Conductivity.....	159
6.1.3.2	Effect of Thermal Capacity.....	161
6.1.3.3	Effect of the Distance of the Coil from the Work.....	162
6.1.3.4	Effect of Frequency.....	163
6.1.3.5	Rate of Power Input Applied to the Work.....	165
6.1.4	Keeping the Inductor Cool.....	166
6.1.5	Position of the Inductor Relative to the Joint.....	167

	6.1.5.1	The Fit between Components.....	168
	6.1.5.2	Joining Dissimilar Parent Materials.....	169
	6.1.5.3	Multi-Station Heating.....	170
	6.1.5.4	Series or Gang Heating.....	171
	6.1.6	Mechanized Induction Brazing.....	172
	6.1.7	Selecting an Induction Heating Machine.....	177
6.2		Resistance Heating.....	177
	6.2.1	Types of Resistance Heating in Common Use.....	179
	6.2.1.1	Carbon Resistance Heating.....	180
	6.2.1.2	Indirect Resistance Heating.....	181
	6.2.1.3	Direct Interface Resistance Heating.....	184
	6.2.2	Brazing Materials and Methods of Application.....	185
7.		Furnace Brazing.....	187
7.1		Furnace Atmospheres.....	188
	7.1.1	Atmosphere Considerations.....	188
	7.1.1.1	Oxide Films.....	189
	7.1.1.2	Brazing in Inert Gas.....	192
	7.1.1.3	Brazing in a Reducing Atmosphere.....	193
	7.1.1.4	Commonly Used Reducing Atmospheres.....	202
	7.1.1.5	Types of Continuous Conveyor Furnaces Used for Reducing Atmosphere Brazing.....	204
7.2		Other Types of Brazing Furnaces.....	210
	7.2.1	Fundamentals of the Process.....	211
	7.2.2	Heat Patterns.....	212
	7.2.3	Significance of Belt Speed.....	214
7.3		Vacuum Brazing.....	216
	7.3.1	Process Parameters.....	219
	7.3.2	The Mechanism of Oxide Film Removal.....	220
	7.3.3	Fields of Use of Vacuum Furnaces.....	222
	7.3.4	Vacuum Furnace Criteria.....	223
	7.3.5	Filler Material Considerations in Vacuum Brazing.....	224
	7.3.6	Brazing Material Selection.....	228
	7.3.7	Specialized Fixtures for Use with Furnace Brazing.....	229
	7.3.7.1	Aluminum Automotive Radiators (CAB).....	229
	7.3.7.2	Stainless Steel Compact-Brazed Heat Exchangers.....	230
	7.3.8	Cold Fixtures.....	232
	7.3.9	Over-Elaborate Hot Jigging Difficulties.....	232
	7.3.9.1	Brazed Gas Burner Jets.....	232
	7.3.9.2	Plate-Fin Heat Exchanger.....	236
7.4		Important Operational Procedures.....	237
	7.4.1	Why Should We Bother with Temperature Surveys?.....	237
	7.4.2	The Effect of Real Furnace Loads.....	237

7.4.3	Approach Rate.....	238
7.4.4	The Load Temperature Survey	238
7.4.5	What Happens after a Load Temperature Survey That Indicates Problems?	239
7.4.6	Components in the Middle of the Load Not Heating Sufficiently Quickly	239
7.4.7	Limited Furnace Wall-Coverage by Heaters.....	240
7.4.8	Is the Furnace Cycle Really Suitable for Purpose?	240
7.4.9	Planning and Records	240
7.4.10	Are Load Temperature Surveys More Important?	241
8.	Brazing with Filler Material Pastes	243
8.1	Aliphatic Compounds	244
8.2	Aromatic Compounds	245
8.3	Potential Drawbacks	245
8.4	Paste Characteristics	246
8.4.1	Brazing with Filler Material Pastes in Air.....	247
8.4.2	Heat Pattern Considerations	248
8.4.2.1	Brazing with Wire	249
8.4.2.2	Brazing with Paste.....	251
8.5	Using Pastes in Reducing Atmosphere Furnace Brazing.....	257
8.5.1	Heat Pattern Development	259
8.6	Using Pastes in Vacuum Brazing Applications	259
9.	Brazing Aluminum	261
9.1	Parent Metal Considerations	262
9.2	Properties of Aluminium.....	263
9.3	Joint Design Criteria	264
9.4	Brazing Filler Materials.....	268
9.5	Metallurgical Considerations.....	269
9.5.1	Joints between Aluminium and Copper	270
9.5.2	The Use of Zinc-Containing Filler Materials	272
9.6	Commonly Used Brazing Processes.....	273
9.6.1	Flame Brazing.....	273
9.6.1.1	Brazing Fluxes	276
9.6.2	The NOCOLOK® Furnace Brazing Process.....	279
9.6.2.1	CAB Process Brazing	279
9.6.2.2	The Types of Aluminium Heat Exchangers That Are Processed in CAB Furnaces	282
9.6.3	Furnace Design Considerations.....	291
9.6.3.1	The Brazing Procedure	292
9.6.3.2	The Effect of Magnesium in the Parent Material.....	293
9.7	Recent Developments	295

10. Brazing Commonly Used Materials	299
10.1 Copper and Its Alloys	299
10.1.1 Brazing Materials for Use on Copper and Its Alloys	300
10.1.2 Low-Temperature Silver Brazing Alloys (ISO 17672: 2010 Type Ag)	300
10.1.3 Points to Consider When Brazing Copper	301
10.1.3.1 Tough-Pitch Copper	301
10.1.3.2 Copper to Copper-Coated Mild Steel	302
10.1.3.3 Copper-to-Aluminum	303
10.1.4 Brazing Copper-Base Alloys	304
10.1.4.1 Aluminum-Containing Copper Alloys	304
10.1.4.2 1.8% Beryllium-Copper	307
10.1.5 Copper Alloys Exposed to Seawater in Service	309
10.1.5.1 Copper-Nickel Alloys	309
10.1.6 Phosphor-Bronze	311
10.1.7 Free-Machining and Hot-Stamping Brasses	311
10.1.8 Copper-Zinc-Nickel Alloys (aka Nickel-Silver or Alpaca)	312
10.2 Brazing Steels	313
10.2.1 Low-Carbon and Low-Alloy Steels	313
10.2.1.1 Parent Materials	313
10.2.1.2 Filler Material Selection	313
10.2.1.3 Joint Design	315
10.2.1.4 Comments on Brazing Techniques	315
10.3 Tool Steels	316
10.3.1 Parent Materials	317
10.3.2 Comments on Brazing Procedure	317
10.4 Stainless Steels	318
10.4.1 Brazing Parameters	320
10.4.2 Fluxing	325
10.5 Brazing Cast Iron	325
10.5.1 Wetting by Brazing Filler Materials	326
10.6 Tungsten Carbide	327
10.6.1 What Is Tungsten Carbide?	328
10.6.1.1 Strength at Elevated Temperature	330
10.6.1.2 Precise Temperature Control When Brazing PCD-Tipped Tools	331
10.6.1.3 Softer Grades of Tungsten Carbide	331
10.6.1.4 What Do We Expect from the Brazed Joint?	332
10.6.2 Brazing Parameters	332
10.6.2.1 Joint and Component Cleanliness	332
10.6.2.2 Joint Design: The Problems and Solutions of Stress	334
10.6.2.3 Brazing Alloy Preplacement	344

10.6.2.4	Brazing Filler Materials Recommended for Use on Tungsten Carbide	345
10.6.2.5	Flux Selection	348
10.6.2.6	Heating Processes Used in Brazing Tungsten Carbide	349
11.	Question Time	353
11.1	Is It Possible to Braze Ceramics?	354
11.1.1	75 Ag-20 Cu-5 In	356
11.1.2	100 Ag	356
11.1.3	72.5 Ag-27.5 Cu	357
11.1.4	65 Ag-35 Cu	357
11.1.5	99 Ag-1 In	357
11.1.6	The Active Solders Range	358
11.2	Can I Braze to a Plated Surface?	358
11.2.1	Brazing in a Reducing-Atmosphere Furnace	358
11.2.2	Brazing in Air	361
11.3	Can Brass Be Successfully Brazed without Flux in a Reducing-Atmosphere Furnace?	361
11.4	Is It Good Practice to Braze Tungsten Carbide Tips to Circular Saw Blades with a Brazing Alloy Conforming to ISO 17672: 2010 Types Cu 470 to Cu 773?	363
11.4.1	Wetting Performance	365
11.4.2	Fluxing	366
11.4.3	Brazing Temperature Considerations	366
11.4.4	Brazing Alloy Paste	366
11.4.5	Summary	367
11.5	Will There Be Problems with Brazed Joints That Are in Contact with Ammonia in Service?	368
11.5.1	75 Ag-25 Zn	368
11.5.2	85 Ag-15 Mn	368
11.6	What Is MIG Brazing?	369
11.7	What Is the CuproBraz® Process?	370
12.	The Methodology of Process Auditing	373
12.1	Summary: The Fundamental Principles of the Brazing Process	374
12.1.1	The Process Audit Review Criteria	375
12.1.1.1	Stage 1: Environment and Service Conditions	378
12.1.1.2	Stage 2: Parent Materials	379
12.1.1.3	Stage 3: Joint Design	380
12.1.1.4	Stage 4: Dimension of the Joint Gap	381
12.1.1.5	Stage 5: Filler Metal Selection	382

- 12.1.1.6 Stage 6: Removal of the Oxide Skin from the Faying Surfaces of the Components 383
- 12.1.1.7 Stage 7: Fixture Design 384
- 12.1.1.8 Stage 8: Selecting the Heating Method 385
- 12.1.1.9 Stage 9: Process Complexity Needed 386
- 12.2 The Practical Application of the Process Audit 387
 - 12.2.1 A Practical Example of the Process Audit Procedure..... 388
 - 12.2.1.1 The Problem 389
 - 12.2.1.2 The Process Audit Procedure 389
 - 12.2.1.3 Preliminary Conclusions and Recommendations..... 393
 - 12.2.1.4 Which Type of Flame Brazing Machine Is the Most Appropriate for This Job? 394
 - 12.2.1.5 Process Audit Criteria for Successful Fluxless Brazing 395
 - 12.3 The Process Efficiency Audit..... 397
 - 12.3.1 Auditing Process Efficiency 397
 - 12.3.2 The Process Audit Procedure..... 400
 - 12.3.3 Process Audit Review Criteria 400
 - 12.3.4 The Information Attained by Following the Above Nine Steps 400
- Appendix I**..... 405
- Appendix II**..... 417
- Index**..... 421